

Help file for parents to register and apply online

URL: npsbsk.edchemistry.com

1. **To Register and Activate Account**

- Click on Register on the home page of Edchemistry.



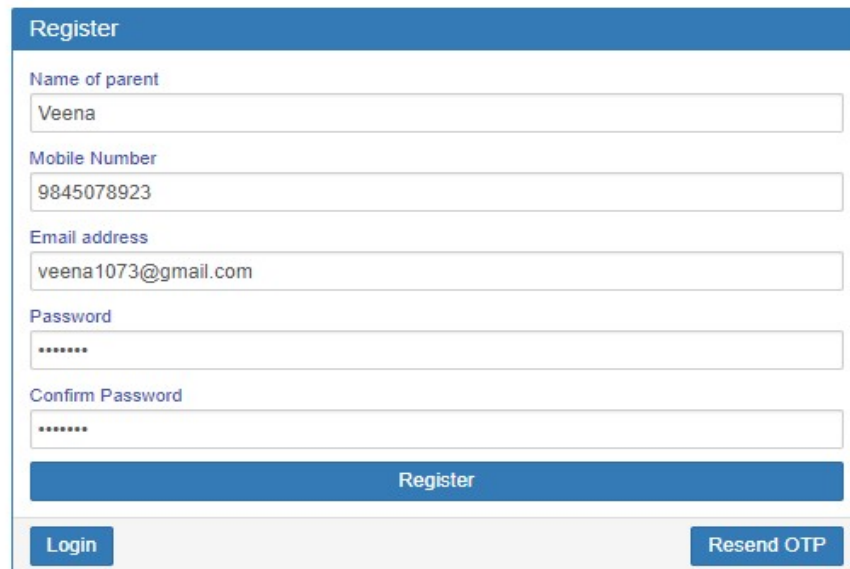
New Parent Registration

New parents, who want to apply, click on the Register button to register.

[Register](#)

- Fill in the details and click on Register.
- A confirmation mail with OTP will be sent to the registered email id to activate the account. Kindly click on the link to activate the account.
- Key in the email id and OTP and Click on Submit. The account will be activated

If you have already received an OTP in mail [Click Here](#) to activate account.



Register

Name of parent

Mobile Number

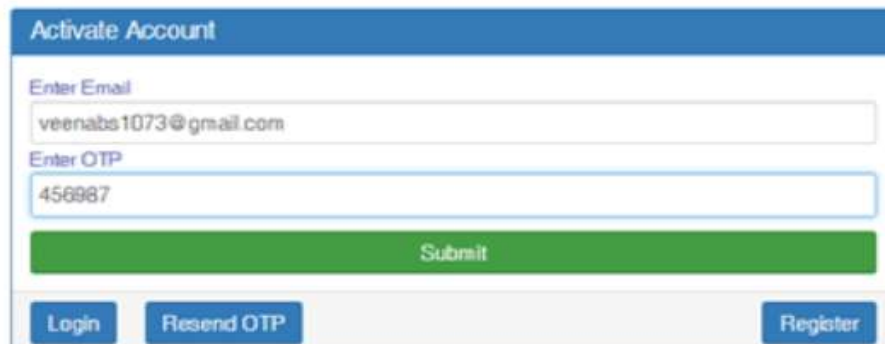
Email address

Password

Confirm Password

[Register](#)

[Login](#) [Resend OTP](#)



Activate Account

Enter Email

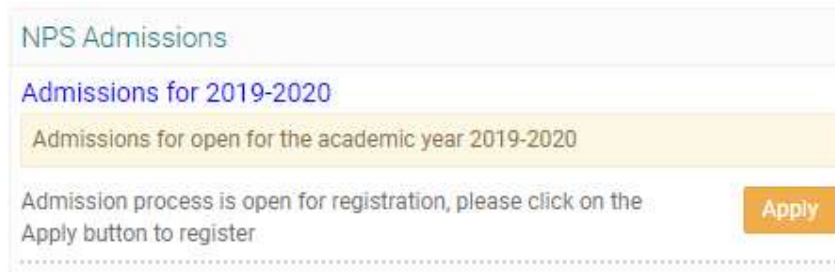
Enter OTP

[Submit](#)

[Login](#) [Resend OTP](#) [Register](#)

2. To apply online

- Login with the username and password (email id and password used at the time of registration) and click on Apply



NPS Admissions

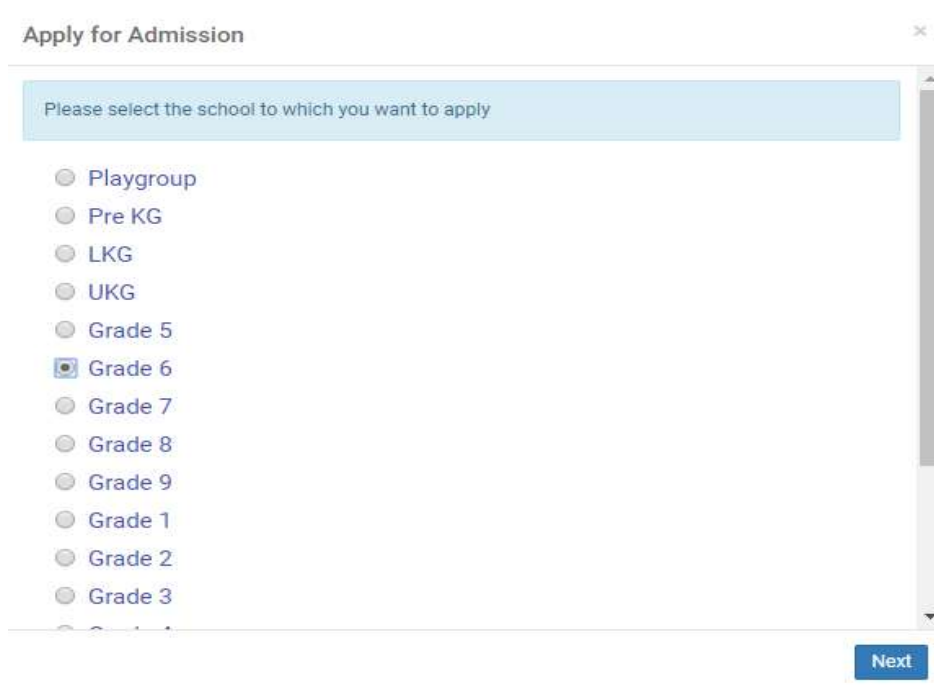
Admissions for 2019-2020

Admissions for open for the academic year 2019-2020

Admission process is open for registration, please click on the Apply button to register

Apply

- Select the class and click on Next.



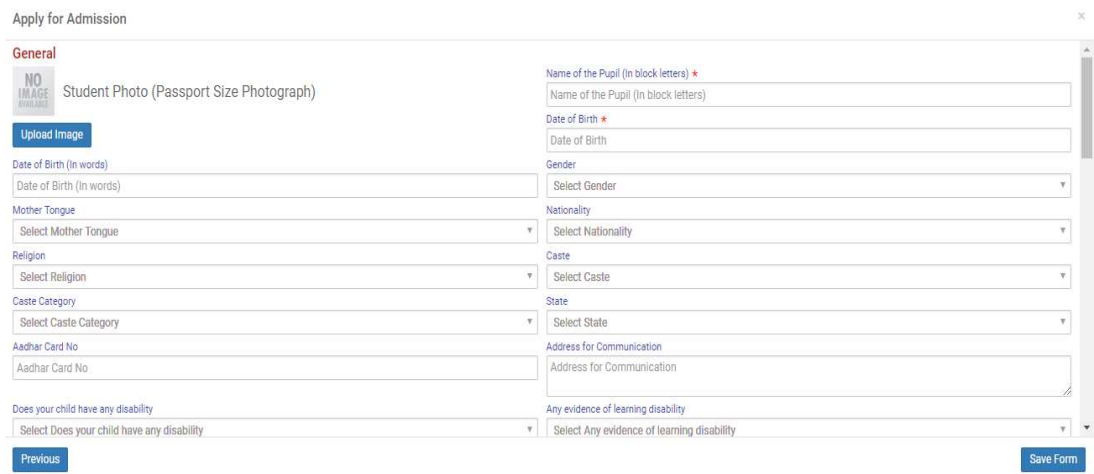
Apply for Admission

Please select the school to which you want to apply

- Playgroup
- Pre KG
- LKG
- UKG
- Grade 5
- Grade 6
- Grade 7
- Grade 8
- Grade 9
- Grade 1
- Grade 2
- Grade 3

Next

- Fill in all the mandatory fields and click on Save Form.



Apply for Admission

General

NO IMAGE AVAILABLE Student Photo (Passport Size Photograph)

Upload Image

Date of Birth (In words)

Date of Birth (In words)

Mother Tongue

Select Mother Tongue

Religion

Select Religion

Caste Category

Select Caste Category

Aadhar Card No

Aadhar Card No

Does your child have any disability

Select Does your child have any disability

Name of the Pupil (In block letters) *

Name of the Pupil (In block letters)

Date of Birth *

Date of Birth

Gender

Select Gender

Nationality

Select Nationality

Caste

Select Caste

State

Select State

Address for Communication

Address for Communication

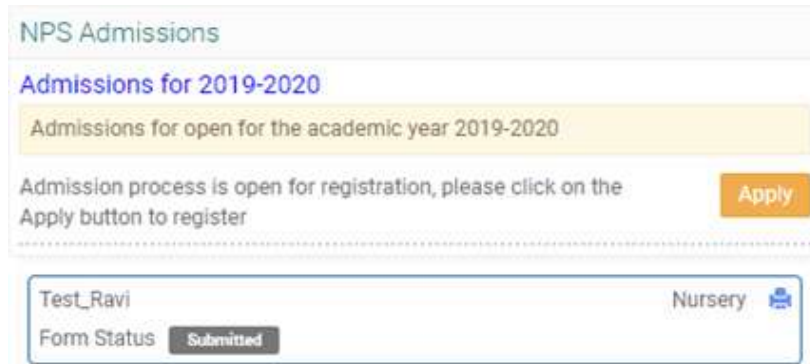
Any evidence of learning disability

Select Any evidence of learning disability

Previous

Save Form

- Now the status of the form will be in Submitted state
- Click on the Print icon to download the filled in Form.



The screenshot displays the NPS Admissions interface. At the top, it says "NPS Admissions" and "Admissions for 2019-2020". Below this, a yellow banner reads "Admissions for open for the academic year 2019-2020". A message states "Admission process is open for registration, please click on the Apply button to register" with an orange "Apply" button. At the bottom, a user profile for "Test_Ravi" in "Nursery" is shown, with a "Form Status" dropdown menu set to "Submitted". A print icon is visible next to the user name.

DEAR PARENTS,

KINDLY SUBMIT THE FILLED IN APPLICATION FORM TO THE FRONT OFFICE NATIONAL PUBLIC SCHOOL BANASHANKARI ALONG WITH THE PAYMENT FROM MONDAY TO FRIDAY BETWEEN 9AM TO 12NOON.

LAST DATE FOR THE SUBMISSION OF FILLED IN APPLICATION FORM IS 15/11/2018